

Imperial serie

in&out

acabados. finishes



C-1
C-3



R9
R11



Clase C
C class



Ala < 0,5%
Alb < 1,5%
Bla < 0,5%*




V2



rectificado
rectified



exagres
TECHNICAL SOLUTIONS



Arian

Ceniza

Moca

Siena




120x120 cm*
47.2" x 47.2"

× 10 mm

C-1 R9

C-3 R11 C Class



60x120 cm*
23.6" x 47.2"

× 10 mm

C-1 R9


C-3 R11 C Class



14,5x120 cm*
5.7" x 47.2"

× 9,2 mm


C-1 R9



60x60 cm*
23.6" x 23.6"

× 9,5 mm

C-1 R9



33x66,5 cm
13.0" x 26.2"

× 10 mm


C-1 R9

C-3 R11 C Class

Imperial serie




piezas piscina. pool pieces




Borde skimmer
45 x 75 x 3 cm
17.7" x 29.5" x 1.2"

rectificado. rectified
C-3 R11 C




Borde desbordante
28 x 66,5 cm
11.0" x 26.2"

rectificado. rectified
C-3 R11 C



Ángulo desbordante
31 x 31 cm
12.2" x 12.2"

rectificado. rectified
C-3 R11 C



Rejilla
24,5 x 24,5 cm
9.6" x 9.6"

rectificado. rectified
C-3 R11 C



Áng. rejilla izda./dcha.
33 x 33 cm
13.0" x 13.0"

rectificado. rectified
C-3 R11 C

*set de 2 piezas (Izda./dcha.) *two pieces set (left/right)

peldaños y rodapiés. steps&skirtings



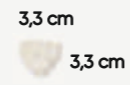
Media caña 4
4,2 x 33 cm
1.7" x 13.0"



Arista 3
3,3 x 33 cm
1.3" x 13.0"



Uña media caña 4
4,2 x 4,2 cm
1.7" x 1.7"



Uña arista 3
3,3 x 3,3 cm
1.3" x 1.3"



Ángulo arista 3
3,3 x 4,2 x 5 cm
1.3" x 1.7" x 2.0"




Áng. media caña 4
4,2 x 3,3 x 5 cm
1.7" x 1.3" x 2.0"



Peldaño recto 120
33 x 120 x 3 cm
13.0" x 47.2" x 1.2"
x 12 mm

rectificado. rectified
C-1 R9
C-3 R11 C



Peldaño ML 120
33 x 120 x 4 cm
13.0" x 47.2" x 1.6"
x 13 mm

rectificado. rectified
C-1 R9



Remate peldaño recto
3 x 33 cm
1.2" x 13.0"

x 7,5 mm




Remate peldaño ML izda./dcha.
4 x 33 cm
1.6" x 13.0"

x 7,5 mm




Zanquín ingletado recto
59,6 x 59,6 cm
23.5" x 23.5"

x 11 mm



Zanquín ingletado ML izda./dcha.
59,6 x 59,6 cm
23.5" x 23.5"

x 11 mm



Rodapié
9 x 60 cm
3.5" x 23.6"

x 11 mm

Imperial



C-1
C-3



R9
R11



Clase C
C class



Ala < 0,5%
Alb < 1,5%
Bla < 0,5%*




V2



rectificado
rectified



exagres
TECHNICAL SOLUTIONS



Peldaño recto 120
33 x 120 x 3 cm
13.0" x 47.2" x 1.2"
X 12 mm

 rectificado. rectified

 C-1  R9

 C-3  R11  C

Arian

Imperial



C-1
C-3



R9
R11



Clase C
C class



Ala < 0,5%
Alb < 1,5%
Bla < 0,5%*



V2



rectificado
rectified



exagres
TECHNICAL SOLUTIONS



Peldaño recto 120

33 x 120 x 3 cm

13.0" x 47.2" x 1.2"

12 mm



rectificado. rectified



C-1



R9



C-3



R11



C

Ceniza

Imperial



C-1
C-3



R9
R11



Clase C
C class



Ala < 0,5%
Alb < 1,5%
Bla < 0,5%*




V2



rectificado
rectified



exagres
TECHNICAL SOLUTIONS



Peldaño recto 120

33 x 120 x 3 cm

13.0" x 47.2" x 1.2"

12 mm



rectificado. rectified



C-1



R9



C-3



R11



C

Moca

Imperial



C-1
C-3



R9
R11



Clase C
C class



Ala < 0,5%
Alb < 1,5%
Bla < 0,5%*



V2




rectificado
rectified



exagres
TECHNICAL SOLUTIONS



Siena



Peldaño recto 120
33 x 120 x 3 cm
13.0" x 47.2" x 1.2"

⌘ 12 mm

 rectificado. rectified

 C-1  R9

 C-3  R11  C

Imperial



C-1
C-3



R9
R11



Clase C
C class



Ala < 0,5%
Alb < 1,5%
Bla < 0,5%*



V2



rectificado
rectified




exagres
TECHNICAL SOLUTIONS

Arian

Ceniza

Moca

Siena



Peldaño recto 120

33 x 120 x 3 cm

13.0" x 47.2" x 1.2"

12 mm

 **rectificado. rectified**

 **C-1**  **R9**

 **C-3**  **R11**  **C**

Imperial



C-1
C-3



R9
R11



Clase C
C class



Ala < 0,5%
Alb < 1,5%
Bla < 0,5%*




V2



rectificado
rectified



exagres
TECHNICAL SOLUTIONS



Peldaño ML 120

33 x 120 x 4 cm

13.0" x 47.2" x 1.6"

⌘ 13 mm

 **rectificado. rectified**

 **C-1**  **R9**

Arian

Imperial



C-1
C-3



R9
R11



Clase C
C class



Ala < 0,5%
Alb < 1,5%
Bla < 0,5%*




V2



rectificado
rectified



exagres
TECHNICAL SOLUTIONS



Peldaño ML 120
33 x 120 x 4 cm
13.0" x 47.2" x 1.6"

✂ 13 mm

 **rectificado. rectified**

 **C-1**  **R9**

Ceniza

Imperial



C-1
C-3



R9
R11



Clase C
C class



Ala < 0,5%
Alb < 1,5%
Bla < 0,5%*




V2



rectificado
rectified



exagres
TECHNICAL SOLUTIONS



Peldaño ML 120
33 x 120 x 4 cm
13.0" x 47.2" x 1.6"
X 13 mm

 **rectificado. rectified**

 **C-1**  **R9**

Moca

Imperial



C-1
C-3



R9
R11



Clase C
C class



Ala < 0,5%
Alb < 1,5%
Bla < 0,5%*




V2



rectificado
rectified



exagres
TECHNICAL SOLUTIONS



Peldaño ML 120
33 x 120 x 4 cm
13.0" x 47.2" x 1.6"

✂ 13 mm



rectificado. rectified



C-1



R9

Siena

Imperial



C-1
C-3



R9
R11



Clase C
C class



Ala < 0,5%
Alb < 1,5%
Bla < 0,5%*



V2



rectificado
rectified



exagres
TECHNICAL SOLUTIONS



Arian

Ceniza

Moca

Siena



Peldaño ML 120

33 x 120 x 4 cm

13.0" x 47.2" x 1.6"

✂ 13 mm

 **rectificado. rectified**

 **C-1**  **R9**



MARBLE

Imperial
in&out&in



ESPAÑOL



ENGLISH

MARBLE

Imperial indoor



arian]

1 Base · 60x120 cm - C-1 / R9

2 Peldaño ML 120 · 33x120x4 cm - C-1 / R9

3 Tabica · 14,5x120 cm - C-1 / R9

4 Zanquin · 59,6x59,6 cm



MARBLE

Imperial in&out



moca]

- 1 Base - 60x60 cm - C-1 / R9
- 2 Peldaño ML 120 - 33x120x4 cm - C-1 / R9
- 3 Tabica - 14,5x120 cm - C-1 / R9

- 4 Base - 60x120 cm - C-3 / R11+C
- 5 Borde skimmer - 45x75x3 cm - C-3 / R11+C

arian]

- 1 Base - 120x120 cm - C-1 / R9
- 2 Base - 60x120 cm - C-1 / R9
- 3 Peldaño recto 120 - 33x120x3 cm - C-1 / R9

- 4 Tabica - 14,5x120 cm - C-1 / R9
- 5 Base orobico taupe - 60x120 cm - C-1 / R9
- 6 Base - 120x120 cm - C-3 / R11+C



MARBLE

Imperial in&out+ overflow pool coping



ceniza]

1 Base - 60x60 cm - C-1 / R9

3 Base ópera ivory - 60x120 cm - C-1 / R9

5 Rejilla - 24,5x24,5 cm - C-3 / R11+C

2 Base - 60x120 cm - C-3 / R11+C

4 Borde desbordante 28x66,5 cm - C-3 / R11+C



MARBLE

Imperial in&out+ overflow pool coping



moca]

- 1 Base - 60x120 cm - C-1 / R9
- 2 Base - 60x120 cm - C-3 / R11+C

- 3 Peldaño recto 120 · 33x120x3 cm - C-3 / R11+C
- 4 Borde desbordante 28x66,5 cm - C-3 / R11+C

- 5 Rejilla · 24,5x24,5 cm - C-3 / R11+C
- 6 Base · 33x66,5 cm - C-1 / R9

- 7 Base · 33x66,5 cm - C-3 / R11+C




MARBLE

Imperial in&out+ overflow pool coping



- siena]
- 1 Base - 60x120 cm - C-1 / R9
 - 2 Base - 60x120 cm - C-3 / R11+C
 - 3 Borde desbordante 28x66,5 cm - C-3 / R11+C
 - 4 Áng. desbordante 31x31 cm - C-3 / R11+C
 - 5 Rejilla - 24,5x24,5 cm - C-3 / R11+C
 - 6 Áng. rejilla - 33x33 cm - C-3 / R11+C
 - 7 Peldaño recto 120 - 33x120x3 cm - C-3 / R11+C
 - 8 Tabica - 14,5x120 cm - C-1 / R9



MARBLE

Imperial indoor+ skimmer pool coping



siena]

1 Base · 120x120 cm - C-3 / R11+C
2 Base · 60x120 cm - C-1 / R9

3 Borde skimmer · 45x75x3 cm - C-3 / R11
4 Peldaño recto 120 · 33x120x3 cm - C-3 / R11

5 Tabica · 14,5x120 cm - C-1 / R9 - C-1 / R9
6 Base yoho teca · 25x150 cm - C-3 / R11+C

